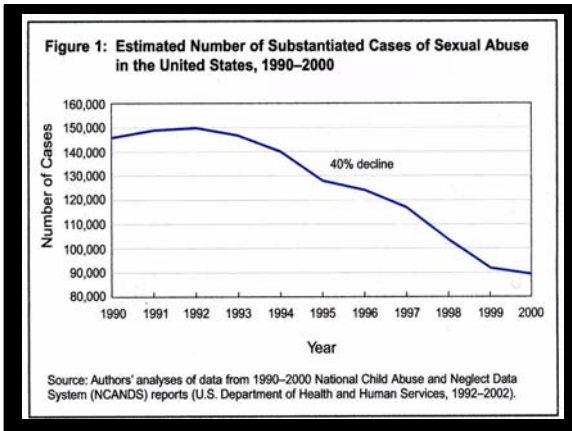


Developing Effective Sex Offender Management Strategies

The Search for the Silver Bullet

Presented By: Chris Lobanov-Rostovsky
www.dcj.state.co.us/odvsom

©2008 Lobanov-Rostovsky



Sex Offending The **Extent** of the Problem

90,000 Confirmed Cases of Child Sexual Abuse
In the United States Annually

Administration on Children, Youth, and Families (2004)

©2008 Lobanov-Rostovsky

Sex Offending The **Extent** of the Problem



600,000 Registered Sex Offenders in the United States

NCMEC (2007)

250,000 Registered Sex Offenders Live in the Community

Bureau of Justice Assistance (2006)

©2008 Lobanov-Rostovsky

Sex Offending The **Extent** of the Problem

Table 18. Rearrest rate of child molesters and statutory rapists released from prison in 1994, by number of prior arrests for any type of crime prior to 1994 release.

Number of adult arrests prior to 1994 release	Percent rearrested for any type of crime within 3 years	
	Child molesters	Statutory rapists
1	23.3%	26.6%
2	28.0	29.7
3	32.4	40.1
4	39.2	47.1
5	47.4	53.1
6-10	50.2	57.1
11-15	55.1	61.1
16 or more	61.1	67.1

Number of adult arrests prior to 1994 release	Percent of released prisoners	
	Child molesters	Statutory rapists
All sex offenders	100%	100%
1 prior arrest for any type of crime	19.4	13.1
2	11.1	8.8
3	8.5	7.4
4	7.0	6.6
5	6.1	5.5
6-10	13.6	10.7
11-15	7.3	6.9
16 or more	4.9	4.7
Total	4,295	443

Note: Child molesters were released in 15 States; the 443 statutory rapists in 11 States. All sex offenders had at least one arrest prior to their release, namely, the arrest for their being in prison in 1994. In this table, that arrest is counted as 1 prior arrest.

Bureau of Justice Statistics (2003)

©2008 Klein

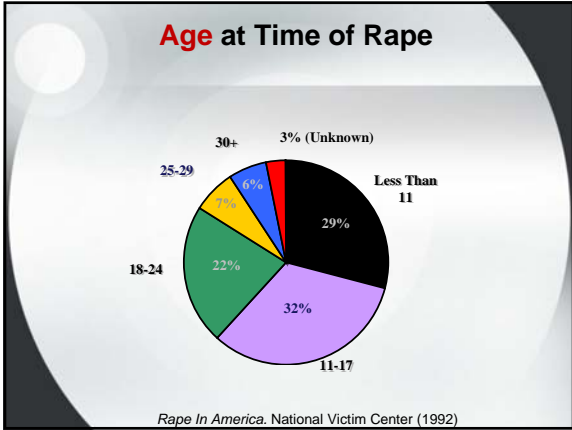
Sex Offending The **Extent** of the Problem

19.1% of adult female victims reported the crime to the police
(this is the victim group with the highest reporting rate)

3% of the rapes resulted in a conviction

Tjaden and Thoennes (2006)

©2007 English & Lobanov-Rostovsky

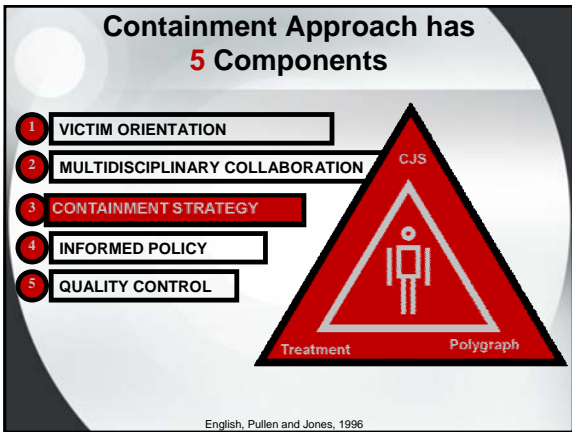


Sex Offending The **Extent** of the Problem

Self-Report Victimization Surveys have Found that 23% of Adults were Sexually Abused before the Age of 18
Finkelhor et al (1997)

17-22% of Women and 2-8% of Men have Been Victims of Sexual Assault
Putnam (2003) and Satcher (2001)

©2007 Shilling



Accuracy of the Polygraph Test

National Academy of Sciences (2003) set median accuracy at **89%** with a range of **70 to 99%**

Page 125
Information from Raymond Nelson & H. Lawson Hagler (2004)

Picture: www.vsp.state.va.us/bci_gid_polygraph.htm

Secrets Revealed

Polygraph Research at the Colorado DOC
Comparing Court Information v. Polygraph

Ahlmeyer et al., 2000, studied 35 sex offenders in treatment and polygraph testing at the CO Dept. of Corrections. Average admissions (median) of contact & noncontact offenses

	<u># of victims</u>	<u># of offenses</u>
Information at Sentencing	2 (1)	7 (1)
Sex History	83 (21)	394 (50)
1 st Polygraph	165 (24)	511 (95)
2 nd Polygraph	184 (26)	528 (95)

© 2005 Kim English & Peggy Heil

Polygraph Research at the Colorado DOC

Comparing Court Information v. Polygraph
Passed the polygraph

Admissions of Hands-on Crossover Offending

223 Sex Offenders Participating in SOTMP TC at the Colorado Department of Corrections

<u>Type of Crossover</u>	<u>Court</u>	<u>Polygraph</u>
Adult & Child Victims	7%	70%
Male & Female Victims	9%	36%
Multiple Relationships	20%	86%

Relative, Acquaintance, Position of Trust, Stranger

Heil, Ahlmeyer, and Simons (2003)

DCJ Polygraph Research

180 convicted sex offenders on probation and parole in three states.

Before the Polygraph Exam

- 12% assaulted girls 0-5
- 4% assaulted boys 0-5
- 24% assaulted girls 6-9

After

-28%
-13%
-40%
-16%
-39%
-8%

©2007 English & Lobanov-Rostovsky

DCJ Polygraph Research

180 convicted sex offenders on probation and parole in three states.

- Of the 13% who assaulted boys 0-5**
- 57% assaulted girls 0-5
 - 70% assaulted girls 6-9
 - 52% assaulted boys 6-9

- Of the 39% who assaulted females 18+**
- 34% assaulted girls 0-5
 - 48% assaulted girls 6-9
 - 60% assaulted boys 6-9
 - 22% assaulted boys 10-13

Colorado Division of Criminal Justice, ORS, 2000.

Current Conviction Crime: Incest

Ever assaulted

Male victims	35%
Female victims	96%
Male and female victims	31%
Assaulted strangers	35%
Assaulted from position of trust	57%
Assaulted adult victims	36%



180 convicted sex offenders on probation and parole in three states
After the Polygraph/Tx Process
n=80

Colorado Division of Criminal Justice, ORS, 2000.

Polygraph Research

Variable	Self-Report 1978-1983 (n=98)	Polygraphed with Immunity 1983-1988 (n=129)
Average number of victims	1.5	9.0

Jan Hindman & Jim Peters (2001)


©2007 Shilling

SOMPG Survey Results

- 52% (26) of States Have a SOMPG
- Types of SOMPG
 - Sex Offender Management/Treatment Board
 - Sex Offender Management Task Force/Policy Group
 - Sex Offender Management Network/Coalition
 - Sex Offender Management Committee of a Criminal Justice Commission (Not Included in Survey Results)

©2007 Latham Research

Sex Offender Presentence Investigation Reports



FY 2007

- Adult 1013 – 7%
 (15,440)
- Juvenile 204 – 8%
 (2,640)

©2007 Rowe & Lobanov-Rostovsky

Number of Sex Offenders Under Supervision

FY 2007

- Adult = 2088 (520 Lifetime)
 - Non-SOISP – 1026
 - SOISP – 1062
- Juvenile = 516 (Non-SOISP)

©2007 Rowe & Lobanov-Rostovsky

Sex Offender (SOSIP) Revocations

(FY 2007)

- New Felony = 11 (9%)
- New Misdemeanor = 7 (6%)
- Technical = 103 (85%)

©2007 Rowe & Lobanov-Rostovsky

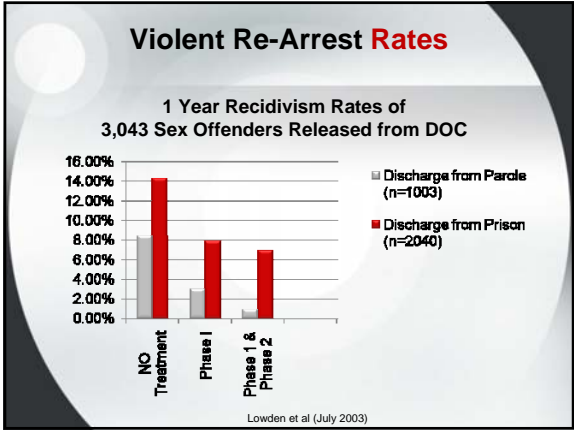
Sex Offender (SOISP) Technical Violations

FY 2007

• 26% Reporting	• 3% Useful Public Service
• 22% Substance Use	• 1% Placement Vio.
• 23% Treatment	• 1% Unauth. Contact
• 15% Court fees	• 1% Curfew
• 5% Change of Res.	
• 4% School/ Employment	

Total of 4621 Violations

©2007 Rowe & Lobanov-Rostovsky



Outcome of Colorado SOTMP & Parole

Sample of 3338 DOC released sex offenders after 1 year

	Paroled Any new arrest	Discharged Any new arrest
No SOTMP	23%	34%
Phase I only*	16%	24%
Phase II*	6%	16%

*Participated in treatment for 1 or more months. Treated groups include dropouts

Colorado Division of Criminal Justice, 2003

Maricopa County (AZ) Recidivism Community Containment Model

Data on over 1300 Sex Offenders on Probation

Measure	Hanson (2002) Meta-analysis of 43 studies	Hepburn and Griffin (2004) study of sex offenders in AZ
Criminal Recidivism	27.9%	13.1%
Sexual Recidivism	12.3%	2.2%

Jackson County, Oregon



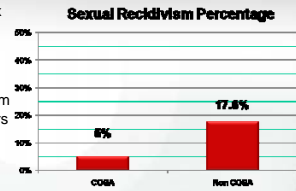
Containment probation program compared to probationers from a nearby county

Offenders who stayed in treatment for **at least 1 year** were **40%** less likely than those in the comparison group to be convicted of a new felony

Aytes et al (2001)

COSA Research (Toronto)

- N=60 COSA High Risk Sex Offenders
 - Comparison=60 Matched Non-COSA High Risk Sex Offenders
 - Measure: Sexual Recidivism
 - Follow-Up Period: 4.5 Years
 - **Results:** Statistically Significant Decrease
 - 11.7% Decrease
 - 70% Reduction
- Wilson, Picheca, and Prinzo (2005)*



©2007 English & Lobanov-Rostovsky

Atascadero State Hospital Premier Treatment Program

First True Randomized-Control Group Study was mandated by the California legislature.

Study began in the early 1980s.
Final results published in 2005.

No significant difference between treated and control groups.

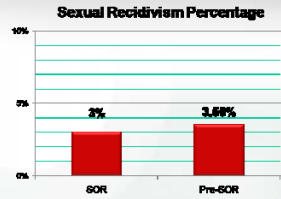
Sexual re-offense averaged 19-22% after 8 yrs at risk

Marques et al (2005)

Sex Offender Registry (SOR) Research (Iowa)

- N=223 Registered Sex Offenders (SOR)
- Comparison=201 Non-Registered Sex Offenders (Pre-SOR)
- Measure: Sexual Recidivism
- Follow-Up Period: 4.3 Years
- **Results:** No Statistically Significant Difference

Adkins et al (2000)

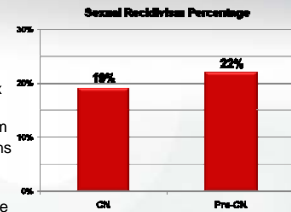


©2007 English & Lobanov-Rostovsky

Community Notification (CN) Research (Washington)

- N=139 Level III Community Notification Sex Offenders (CN)
- Comparison=90 Pre-Community Notification Sex Offenders (Pre-CN)
- Measure: Sexual Recidivism
- Follow-Up Period: 54 Months
- **Results:** No Statistically Significant Difference
- CN Group Arrested More Quickly

Schram and Milloy (1995)

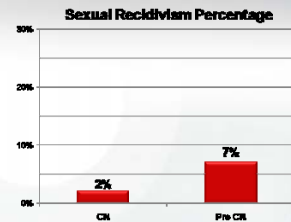


©2007 English & Lobanov-Rostovsky

CN Research (Washington)

- N=8359 Pre- and Post-Community Notification Sex Offenders (Pre-CN and CN)
- Measure: Felony Sexual Offense Recidivism
- Follow-Up Period: 5 Years
- **Results:** Statistically Significant Difference
 - 5% Decrease
 - 70% Reduction

Washington State Institute for Public Policy (2005)



©2007 English & Lobanov-Rostovsky

CN Research (Wisconsin)

- N=47 Community Notification Sex Offenders (CN)
- Comparison=166 Non-Community Notification Sex Offenders (Non-CN)
- Measure: Sexual Recidivism
- **Results:** No Statistically Significant Difference

Zevitz (2006)

Group	Percentage
CN	19%
Non-CN	12%

©2007 English & Lobanov-Rostovsky

SOR and CN

- 10 State Study
- **Results:** 6 States Showed No Difference in Sex Assault Rates Pre- and Post-Laws
- 3 States (Hawaii, Idaho, and Ohio) Showed Statistically Significant Decline in Sexual Assault Rates Post-Laws
- 1 State (California) Showed Statistically Significant Increase in Rapes Post-Laws
- **Conclusion:** Laws Do Not Appear to Systematically Impact a Reduction in the Sex Assault Rate

Walker et al (2005)

©2007 Lobanov-Rostovsky

CN Research (Minnesota)

- N=155 Level III Sex Offenders Released Between 1997-2002 (CN)
- Comparison:
 - N=125 Pre-Notification Sex Offenders Retrospectively Scored as Level III And Released Between 1990-96 (Pre-CN)
 - N=155 Non-Notification Level I & II Sex Offenders Released Between 1997-2002 (Non-CN)
- Measure: Sexual Reconviction
- Follow-Up: 3 Years

©2007 English & Lobanov-Rostovsky

CN Research (Minnesota)

- **Results:** Statistically Significant Decrease
 - 29.6% and 6.4% Decrease
 - 90% and 67% Reduction

Category	Percentage
CR	3.2%
Pre CR	32.8%
Non CR	3.6%

©2007 English & Lobanov-Rostovsky

CN Research (New Jersey)

- New Jersey Sex Offense Trend Analysis from 1985 to 2005 Aggregate NJ Sexual Assault Statistics
 - Overall Downward Trend in Rate
 - 1986 – 51 per 100,000 Population
 - 2005 – 29 per 100,000 Population
 - Researchers Identified a Significant Change Point at 1994

Zgoba & Witt (2007)

©2007 English & Lobanov-Rostovsky

CN Research (NJ)

- Compared Sexual Crime Data to Non-Sexual Crime and Drug Crime Data
 - Non-Sexual Crimes Also Trended Down But with a Change Point at 1998
 - Drug Crimes Had a Wide Year to Year Fluctuation, Reflecting Changing Policy and Practice
- **Limitation:** Can Not Isolate Notification as Significant Variable in Change Point

©2007 English & Lobanov-Rostovsky

DCJ SOR **Scale** Research

- N = 494 Sex Offenders
- Measure: Supervision/Treatment Failure
- Follow-Up Period: 30 Month Average

English et al (2002)

Follow-Up Period	Failure Percentage
120 months	56%
30 months	48%

©2007 English, Heil, and Lobanov-Rostovsky

DCJ SOR **Scale** Research

- N = 494 Sex Offenders
- Measure: Supervision/Treatment Failure
- Follow-Up Period: 30 Month Average
- Result: Statistically Significant Increase
 - 372% More Likely to Fail for Those Scoring 4 or More on the Scale Compared to Those Who Scored 3 or Less

English et al (2002)

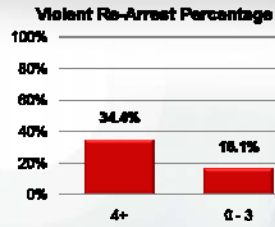
©2007 English, Heil, and Lobanov-Rostovsky

DCJ SOR **Scale** Research

- N=405 Sex Offenders From the Original Sample Minus Those Where No Information Available
 - N=64 Who Scored 4 or More on the SOR Scale
 - N=341 Who Scored 3 or Less on the Scale
- Measure: Violent Re-Arrest
- Follow-Up Period: 9 Years

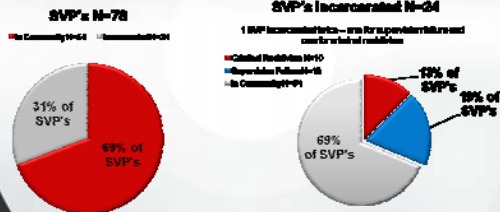
DCJ SOR Scale Research

- **Result:** Statistically Significant Increase
 - 18.3% Decrease
 - 53% Reduction
 - 284% More likely to Have Violent Re-arrest for Those Scoring 4 or More Compared to Those Scoring 3 or less.



CN Research (Colorado)

N = 78 Community Notification SVPs (CN)
Measure: Criminal Recidivism and Supervision Failure



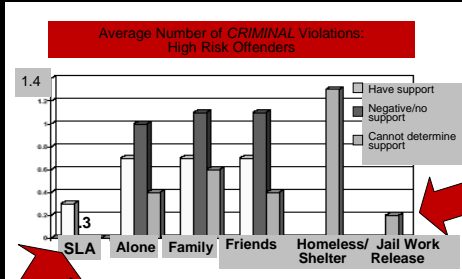
©2007 English, Heil, and Lobanov-Rostovsky

CN Research (Colorado)

- N = 78 Community Notification SVPs (CN)
- Measure: Criminal Recidivism and Supervision Failure
- Criminal Recidivism (N=10 – 13% of SVPs In Community)
 - 1 Sexual (Indecent Exposure)
 - 1 Non-Sexual Violent (DV/Stalking)
 - 2 Driving Under Restraint (DUR)
 - 4 Failure to Register (FTR)
 - 1 Escape
 - 1 Unknown
- Revocations (N=15 – 19% of SVPs In Community)
- Average Length of Time in the Community (N=20)
 - 101 Days (Median = 74 days)
- Out of State SVPs (N=3)
 - 2 FTRs and 1 DUR

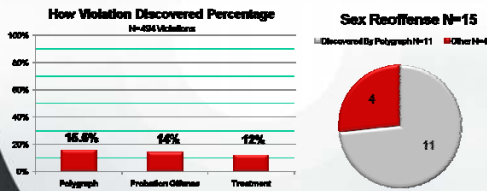
©2007 English, Heil, and Lobanov-Rostovsky

Shared Living Arrangement: Public Protection equates with jail work release



SLA Research (Colorado)

- N = 130 Sex Offenders
- Measures: Sexual Recidivism, and Technical Violations
- Follow-Up Period: 15 Months



©2007 English & Lobanov-Rostovsky

SLA Research (Colorado)

- Offenders Living in SLAs Were Typically
 - Higher Risk Offenders Than Those Not Living in SLAs
 - Had Less Violations Than Those Living Alone, or with Family or Friends
 - Were Caught More Quickly for Their Violations (Roommates Told)

©2007 English & Lobanov-Rostovsky

Residence Restrictions Research (Minnesota)

- Minnesota Study
 - N=224 Sexual Recidivists Released Between 1990-2002
 - **Results:** None of the 224 Would Have Been Deterred by Residency Restriction (Did Not Establish Victim Contact Near School, Park, or Other Prohibited Area)
 - Key Factors:
 - 85% of Offenses Occurred in a Residential Location (I.E. Offender's Home)(N=190)
 - 79% of Victims Knew the Offender Prior to the Offense (N=177)
 - 50% Established Victim Contact Through Collateral Contact (N=113)
 - 9% Made Direct Victim Contact Within 1 Mile of Home (N=30 – 2 in Correctional Facilities)
 - None at School, Park, or Playground

Minnesota Department of Corrections (2007)
©2007 English & Lobanov-Rostovsky

Residence Restrictions Outcomes (Iowa)

- 6-Month Follow-Up Study After Residency Restrictions
- **Results:** Number of Unaccounted for Registered Sex Offenders Tripled
 - 6000 Sex Offenders Displaced Including Many Who Became Homeless

Davey (2006) and Rood (2006)

©2007 English & Lobanov-Rostovsky

Residence Restrictions Outcomes (California)

- Since Law Took Effect in November 2006
 - **Results:** 27% Increase in Homelessness Among 67,000 Registered Sex Offenders
 - **Results:** Of 3311 Sex Offenders Paroled, 552 (17%) were Homeless, While 81 were Homeless Prior to the Law
- From August 2007 to October 2007 Number of Homeless Offenders Increased by 560 to 2622

Thompson (2007)

©2007 English & Lobanov-Rostovsky

Sex Offenders Set Up Camp

- The Julia Tuttle Becomes a Colony. Politicians Pass the Buck.
- Since Residency Restrictions Enacted in 2005
 - Statewide: Number of Absconders Has Tripled
 - Miami-Dade: Number of Absconders Has Increased Nearly 1000% (From 3 to 22)

Thompson (2007)

©2007 English & Lobanov-Rostovsky

Stranger Danger

- 40% of Sexual Assaults Take Place in the Victim's Own Home, and 20% Take Place in the Home of a Friend, Neighbor, or Relative
- 90% of the Rapes of Children Less than 12 Years Old Were Committed by a Known Offender

Bureau of Justice Statistics (1997)

- 7% of Perpetrators Against Child Victims Were Strangers (93% Knew the Victim)
 - 34.3% Were Family Members
 - 58.7% Were Acquaintances

Bureau of Justice Statistics (2000)

©2007 Shilling

Stranger Danger

- 76% of Adult Female Victims Surveyed were Victimized by a Current or Former Husband, Live-In Partner, or Date

Tjaden and Thoennes (1998)

- Nearly 90% of Rape or Sexual Assault Victimization Involved a Single Offender with whom the Victim had a Prior Relationship as a Family Member, Intimate, or Acquaintance

Greenfield (1997)

©2007 Lobanov-Rostovsky

Civil Commitment (CC)

- 4,534 Held Under Civil Commitment Laws
- 494 Released or Discharged (Additional 85 Died)
- Average Annual Cost = \$97,000

Washington State Institute for Public Policy (2007)

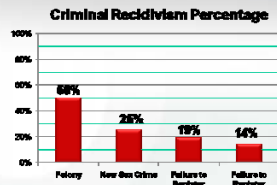


©2007 English & Lobanov-Rostovsky

Civil Commitment (CC) Research (Washington)

- N=135 Sex Offenders Referred for Civil Commitment But Not So Designated
- Measure: Criminal Recidivism
- Follow-Up Period: 6 Years

Washington State Institute for Public Policy (2007)



©2007 English & Lobanov-Rostovsky

Lifetime Supervision

- Each offender is required to undergo treatment as part of their sentence
- Maximum of sex offender's natural life
- Probationers can apply to discharge their sentence after 10 or 20 years
 - Must be treatment and supervision compliant
- Prisoners must serve a minimum sentence & progress in treatment to parole
- Parole lasts a minimum of 10 or 20 years
 - Must be treatment and supervision compliant

©2007 Heil, English, and Lobanov-Rostovsky

Lifetime Supervision Outcomes


FY 2005-2006

- 402 offenders sentenced to probation
 - 43 were revoked to prison
 - 6 New felony – none were sex offenses
 - 3 New misdemeanor – none were sex offenses
 - 27 Technical violations
 - 3 completed SOISP
- 976 offenders sentenced to prison
 - 239 met the parole board
 - 5 were paroled (mean of 53.8 months in prison)
 - 4 Remain on parole
 - 1 Revoked for treatment non-compliance

©2007 Heil, English, and Lobanov-Rostovsky

Electronic Monitoring (Global Positioning)

- First Used in New Mexico in 1984
- 1990 – 60,000 Supervisees in 36 States
Rondinelli (1997)
- No Statistically Significant Reduction in Recidivism Rates
Bonta, Wallace-Capretta, and Rooney (2000)
- Ineffective If Not Combined with Rehabilitative Interventions
Aos, Phipps, Barnoski, and Lieb (2001)



©2007 English & Lobanov-Rostovsky

GPS Research (Florida)

- N=705 Including 15% (N=73) Sex Offenders
 - 70% (N=500) Were Diversion Clients
 - 30% (N=205) Were Habitual or Sex Offenders
- **Results:** Those on GPS Had Fewer New Felony and Technical Violations Than Those Not on GPS
- Disclaimer: Primarily Low Risk Offenders in Study

OPPAGA (2005)

©2007 English & Lobanov-Rostovsky

GPS Research (New Jersey)

- New Jersey Passed the "Sex Offender Monitoring Pilot Project Act" in 2005
- Parole Board to Identify 250 Tier III and High Risk Tier I and II Sex Offenders
- **Results** (N=225):
 - 1 Sexual Reoffense (GPS Provided Evidence)
 - 19 Non-Sexual Reoffenses/Technical Violations
- Limitations: Began Using 10/05 and Full Operation 12/06
 - Short Follow-Up Period
 - Not Using Polygraph Yet

New Jersey State Parole Board (2007)

©2007 English & Lobanov-Rostovsky

GPS Research (Tennessee)

- N=493 GPS Sex Offenders
- Comparison=370 Non-GPS Sex Offenders
- Measures: Sexual and Non-Sexual Recidivism, and Technical Violations
- Follow-Up Period: 1 Year
- **Results**: No Statistically Significant Difference
 - Officers Felt GPS Enhanced Containment
 - Problem: Lack of Adequate Staffing
 - Use of GPS Takes Time to Address Technological Difficulties

Tennessee Board of Probation and Parole (2007)

©2007 English & Lobanov-Rostovsky
